


GENERATING SET GE 185 FSX

The images are for reference



FEATURES

- Bundled base suitable to contain any liquids leakage from engine avoiding environmental pollution
- Oil drain pump
- Fuel pre-filter with water separator
- Large doors for better and easy maintenance (air, oil, fuel filters replacement)
- 2 central lifting eyes
- Control panel with digital control unit available with automatic or manual version
- Suitable for a wide range of uses in general construction
- Supersilenced
- Meets EC directives for noise and safety



water cooled



diesel



three-phase power



electric

POWER RATINGS

| | |
|------------------------------------|-----------------------------------|
| * Stand-By three-phase power (LTP) | 192 kVA (153.6 kW) / 400V / 277 A |
| * PRP three-phase power | 175 kVA (140 kW) / 400V / 252 A |
| * PRP single-phase power | 140 kVA (112 kW) / 400V / 202 A |
| Frequency | 50 Hz |
| Cos φ | 0.8 |

* Output powers according to ISO 8528-1

DEFINITION

Valid declared powers up to the followings environmental conditions: temperature 25°C, altitude 100 meters above sea level)

LTP power: stand-by power: Maximum available power for use with variable loads for a yearly number of hours limited at 500 h. No overload is admitted.

PRP power: continue power with variable loads. Maximum power for use with variable loads for a yearly illimited nubers of hours.

COP power: continuous power with constant load. Maximum power for use with constant loads for a yearly unlimited numbers of hours.

ENGINE 1500 RPM

4 STROKE, DIRECT INJECTION, TURBOCHARGED

| | |
|--|------------------------------------|
| Model | FPT (IVECO) N67 TM4 |
| * Stand-By net power | 165 kW (224 hp) |
| * PRP net power | 150 kW (190 hp) |
| * COP net power | 119 kW (162 hp) |
| Cylinders / Displacement | 6 / 6700 cm ³ (6.7 lt.) |
| Bore / Stroke | 104 / 132 (mm) |
| Compression ratio | 17.5 : 1 |
| BMEP (Brake Mean Effective Pressure : LTP - PRP) | 2030 kPa - 1850 kPa |
| Speed governor type | Mechanical |
| FUEL CONSUMPTION | |
| 110 % (Stand-by power) | 207.2 g/kWh - 42.2 lt./h |
| 100 % to PRP | 197 g/kWh - 36.6 lt./h |
| 75 % to PRP | 198 g/kWh - 29.4 lt./h |
| 50 % to PRP | 194 g/kWh - 18 lt./h |
| COOLING SYSTEM | |
| Total system cap. - only engine | 25.5 lt - 10.5 lt |
| Fan air flow | 228 m ³ /min. |
| LUBRIFICATION SYSTEM | |
| Total oil system capacity | 17 lt |
| Oil capacity in sump | 8 lt ÷ 12 lt |
| Oil consumption at full load | < 0.04 lt./h |

* Output powers according to ISO 3046-1

| | |
|-----------------------------------|---------------------------|
| EXHAUST SYSTEM | |
| Maximum exhaust gas flow | 12.35 kg/mim. |
| Max. exhaust gas temp. | 497 °C |
| Maximum back pressure | 5 kPa (0.05 bar) |
| External diameter exhaust pipe | / |
| ELECTRICAL SYSTEM | |
| Starter motor power | 3 kW |
| Battery charging alternator cap. | 90 A |
| Cold start | - 10 °C |
| With cold start aid | - 25 °C |
| AIR FILTER | |
| Combustion air flow | 9.77 m ³ /min. |
| HEAT REJECTED AT FULL LOAD | |
| To exhaust system | 598 kcal/kWh |
| To water and oil | 443 kcal/kWh |
| Radiated to room | 107 kcal/kWh |
| To charge cooler | 98 kcal/kWh |

ALTERNATOR

| SYNCHRONOUS, THREE-PHASE, SELF-EXCITED, SELF-REGULATED, BRUSHLESS | |
|---|------------------------------|
| Continuous power | 185 kVA |
| Stand-by power | 205 kVA |
| Three phase voltage | 380-415 Vac |
| Frequency | 50 Hz |
| Cos ϕ | 0.8 |
| Model A.V.R. | MARK I |
| Voltage regulation acc. | $\pm 0,5 \%$ |
| Sustained short circuit current | 3 In |
| Transient dip (100% load) | < 20 % |
| Recovery time | < 0.3 sec |
| Efficiency at 100% load | 93 % (400V - Cos ϕ 0.8) |
| Insulation | Class H |
| Connection - Terminals | Star - N°12 |
| Electromagnetic compatibility (R.F.I. suppr.) | EN55011 |
| Waveform distorsion - THD | < 2 % |
| Telephone interference - THF | < 2 % |

| REACTANCES (185 kVA - 400V) | |
|----------------------------------|---------------------------|
| Direct axis synchronuos - Xd | 270 % |
| Direct axis transient - X'd | 24 % |
| Subdirect axis transient - X''d | 12,5 % |
| Quadrature axis synchronuos - Xq | 130 % |
| Quadr. axis subtransient - X''q | 13.9 % |
| Negative sequence - X2 | 13.2 % |
| Zero sequence - X0 | 2.4 % |
| TIME CONSTANTS | |
| Transient - T'd | 0.09 sec. |
| Subtransient - T''d | 0.011 sec. |
| Open circuit - T'do | 0.95 sec. |
| Armature - Ta | 0.013 sec. |
| Short-circuit ratio Kcc | 0.45 |
| Grado di Protezione IP | IP 23 |
| Cooling air flow | 0.42 m³/sec. |
| Coupling I Bearing | Direct SAE 3 - 11 ½ - N°1 |

GENERAL SPECIFICATIONS

| | |
|---------------------------|---------------|
| Fuel tank capacity | 425 lt. |
| Running time (75% to PRP) | 15.5 h |
| Starter battery | 12 Vdc -180Ah |
| IP protection degree | IP 44 |

| | |
|--|--------------------------|
| * Measured acoustic power LwA (pressure LpA) | 93 dB(A) (68 dB(A) @ 7m) |
| * Guaranteed acoustic power LwA (pressure LpA) | 94 dB(A) (69 dB(A) @ 7m) |
| Performance class (ISO 8528) | G2 |

* Acoustic power according to European Directive 2000/14/CE

CONTROL PANEL

- Controller AMF 25
- Controller supply switch
- Siren
- Emergency stop button
- TCM 35 remote control plug
- Four pole circuit breaker
- PAC (ATS) plug - Automatic control panel only
- Battery charger - Automatic control panel only
- Earth terminal (PE)

EP6 CONTROLLER CHARACTERISTICS

| | |
|-----------------------|--|
| Operating mode | <ul style="list-style-type: none"> • OFF - MAN. - AUTO - TEST |
| Display | <ul style="list-style-type: none"> • Graphic back-light LCD display 128x64 pixels |
| LEDs | <ul style="list-style-type: none"> • Gen-set voltage OK • Gen-set failure • GCB ON (only for Automatic transfer unit) • Mains voltage OK (only for Automatic transfer unit) • Mains failure (only for Automatic transfer unit) • MCB ON (only for Automatic transfer unit) |
| Buttons | <ul style="list-style-type: none"> • START button • STOP button • FAULT RESET button • RESET HORN button • MODE selection button • Pulsante chiusura/apertura GCB button • Pulsante chiusura/apertura MCB button • N° 4 buttons for controller programming |
| Generator Measures | <ul style="list-style-type: none"> • Voltage : L1-L2 / L2-L3 / L3-L1 - N-L1/N-L2/N-L3 • Current : I1 - I2 - I3 • Powers : kVA - kW - kVAR (totali e per fase) • Energy : kVAh - kWh - kVARh • Cos φ (medium and per phase) • Frequency |
| Engine Measures | <ul style="list-style-type: none"> • Water temperature • Oil pressure • Fuel level • Rpm meter • Battery voltage • Maintenance • Hours meter • Starts number |
| Generator Protections | <ul style="list-style-type: none"> • Overload • Overcurrent • Short circuit • Over-Undervoltage • Over-Underfrequency • Voltage asymmetry • Unbalanced current • Phase sequence |
| Engine Protections | <ul style="list-style-type: none"> • Overspeed • High water temperature warning • Low oil pressure warning • Low fuel level warning • Over-Under battery voltage • Battery charge alternator failure • Start failure • Stop failure • Emergency stop • Low water level shutdown (option) |

AMF functions (Automatic control panel only)

- Measure mains voltage : L1-L2 / L2-L3 / L3-L1 - N-L1/N-L2/N-L3
- Measure mains frequency
- Three phase detection
- Over-Under mains voltage
- Over-Under mains frequency
- Voltage asymmetry
- Phase sequence
- Dual mutual stand-by application

Features

- Event log and alarms
- 2 tests run scheduler (Automatic test or scheduled starts)
- Engine idle management (Idle)
- Remote Start and Stop
- Pre-heating
- 2 selectable languages (other languages available)
- Setpoints adjustable via controller buttons or PC
- Direct connection to engines with ECU via Can bus J1939
- Configurable inputs and outputs (only via PC)
- IP65 protection
- Operation temperature: -20°C / +70°C

Communication

- RTU Modbus (optional board with RS232 & RS485 outputs is needed)
- TCP/IP Modbus (optional Ethernet board with RJ45 output is needed)
- SNMP Modbus (optional Ethernet board with RJ45 output is needed)
- Internet (optional Ethernet board optional is needed)
- GSM/GPRS (integrated Modem board optional is needed) for Gen-set remote control via SMS or internet

CONTROL PANEL VERSION WITH OUTPUT SOCKETS

SOCKETS

Each socket is protect by own automatic switch.
Circuit breaker for 125A and 63A sockets.
GFI and circuit breaker 30mA for 32A and 16A socket.

- 1x 400V 125A 3P+T CEE
- 1x 400V 63A 3P+T CEE
- 1x 400V 32A 3P+T CEE
- 1x 400V 16A 3P+T CEE
- 1x 230V 16A 2P+T CEE
- 1x 230V 16A 2P+T SCHUKO

WEIGHT - DIMENSIONS AND ACCESSORIES

GE 185 FSX



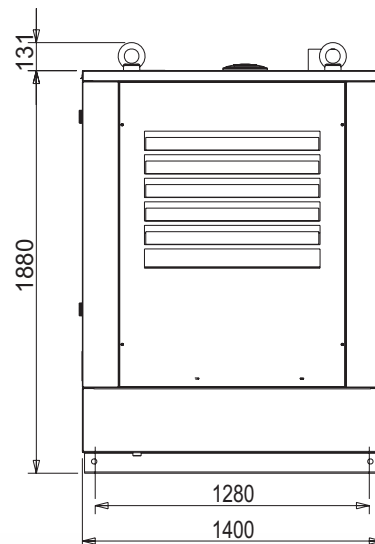
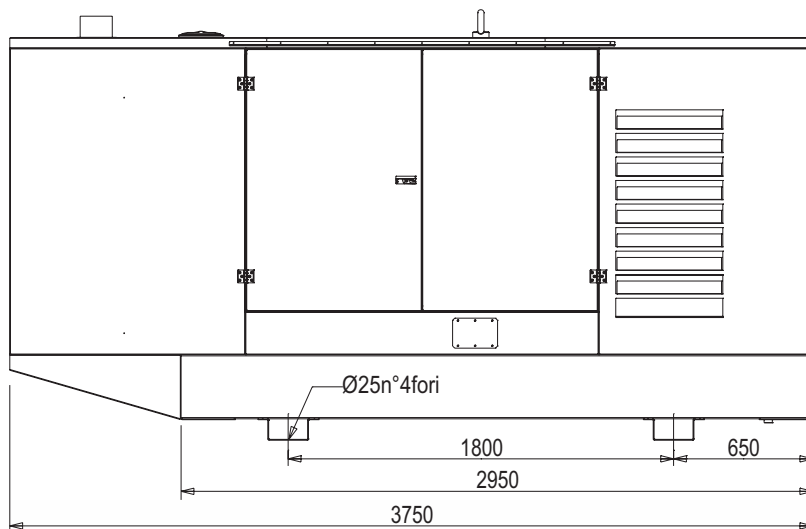
DRY WEIGHT MACHINE:

- 2800 kg

Generating set pictured may include optional accessories.



DIMENSIONS DRAW



OPTIONS ON REQUEST

- Automatic transfer switch unit (ATS) PAC 275-M (400A)
- Remote control TCM35
- Earthing kit
- Container feet kit



VERSIONS ON REQUEST

- Version with manual control panel 6 output sockets EC and SCHUKO (see Control board with output sockets section)
- Manual digital control panel (without sockets)



FACTORY INSTALLATION OPTIONS

- Engine water heater WH
- Low level water sensor
- 3-way valve fuel system with quick connection for external fuel tank supply
- Main battery switch
- Automatic fuel transfer pump
- PMG - permanent magnet alternator excitation
- Electronic leakage relay
- Isometer
- Volt adjustable from control panel
- Deadening kit
- Plug-in board with RS232 & RS485 output for RTU Modbus protocol
- Ethernet plug-in board with RJ45 output for TCP/IP Modbus protocol - SNMP Modbus - Internet
- Plug-in board with integrated GSM/GPRS Modem for Gen-set remote control via SMS or Internet

GENERAL INFORMATION

COMPLIANCE GENERATING SETS WITH EC DIRECTIVES AND STANDARDS

2006/42 / EC (Machines Directive)
2014/35 / EU (Low Voltage Directive)
2014/30 / EU (EMC Directive)
2000/14 / EC (Directive Acoustic Emission for machines for use outdoors)
ISO 8528 (Reciprocating internal combustion engine driven alternating current generating sets)



ISO 9001:2008 - Cert. 0192

WARRANTY

All devices are covered by the manufacturer's warranty.

The company reserves the right to change this specification without notice. For further information please contact the sales department.

© MOSA - Viale Europa, 59 - 20090 Cusago (Milano) - Italy - phone +39-0290352.1 - fax + 39-0290390466 E-mail: info@mosa.it Web site: www.mosa.it

